

My Dr Pepper Day

The Courtyard

This is a big, wide, open space! I will walk. I will not run. I will see the big green Dr Pepper truck, but I will not touch or climb on it.



Come on in!

If I need to use the bathroom*, there is one right here. The adults with me may have to wait in line for wristbands. While I wait, I can look at the old wooden bar back. I cannot touch it, but it is a great place to take my picture!

*toilets are auto-flush



If we have questions, a museum staff member can answer them. Staff members wear a polo t-shirt with the Dr Pepper logo and a green name badge.

After we have paid to get into the museum, the staff member will give us wristbands so that everyone knows that we have paid. If the wristband is uncomfortable, my adult can hold it for me.



First Floor—The Old Corner Drug Store

These stairs are more than 100 years old. They make creaky sounds, but they are very sturdy, and I will not fall. The old stairs lead to the 2nd floor. Most people like to explore the first floor before going up to the 2nd floor. My adults and I can decide which way we want to go.



There are many things to see on the 1st floor. Here is a replica of the Old Corner Drug Store which looks just like the place where Dr Pepper was invented. It also has Dr. Alderton there. He looks real and even talks and moves, but it is just a machine and cannot hurt me. If I push a button, the Dr Alderton machine will tell me the story of how he made the first Dr Pepper.




There is a quiet space here by the Old Corner Drug Store.



First Floor—The Bottling Room

The bottling room is also on the 1st floor. There will be a bumpy floor as I walk into the bottling room. Inside this room there are many things to look at, but I will not climb or touch anything. This is the very place where they bottled Dr Pepper a long time ago!

There is also a well inside this room! I can look down the well. It is very far down to the bottom, but there is a covering so that I cannot fall. If I am having a hard time seeing, I can look in the large mirror. I should not climb on the railing.



Second Floor

To get to the second floor, I can use the stairs. I will be careful and hold onto the railing. I can also use the elevator. Going up!



There are many things I can see, hear, and feel on the second floor.

- With my eyes, I can see a big, green truck. It is very old, so I will not climb on it.
- With my ears, I can hear old Dr Pepper commercials.
- With my feet, I can feel the dips and bumps on the wood floors. The bumps and dips were made that way on purpose! To find out why, I can read the pamphlet we got at the admissions desk.




Third Floor

On the third floor, I can push a button and listen to “Foots” Clements talk about what it is like to work for Dr Pepper. The video of Foots looks real, but it is just a recording.



When the videos are playing, it can get very noisy here, but I can take a break in this quiet space. There is also a bathroom* here if I need one.

*Auto hand dryers



Gift Shop & Soda Fountain

If it is okay with my adults, I can buy a cold drink or ice cream at the soda fountain. I can also buy something from the gift shop.

We might have to wait in line. It can get very crowded in here.




The bathrooms* in this building are just around the corner from the gift shop.
*toilets are auto-flush



Liquid Lab

Sometimes, there is a demonstration at the Liquid Lab. I might be able to taste or smell something, or see an experiment!

The demonstrations happen at certain times of the day. I can ask a staff member or listen for an announcement to find out when the shows are happening.




The Vault

I can see some nice treasures of the Dr Pepper Museum collection inside the vault. It is quiet and darker in here.



There is a quiet space next to the vault.



Bottling Line

Here at the Holt Beverage Company Bottling Assembly Line, I can imagine what it might have been like to be in a noisy factory. I can see flashing lights and the bottles move along the conveyor belts. I can hear the clinking sounds of the bottles and the squeaking of the machinery.



The Gallery

There are many other things to see in this gallery. There are wagons and trucks that were used to delivery Dr Pepper to stores, and there is even a truck that I can pretend to drive!



There are also things to smell at the Big Red exhibit. I can try and guess which 3 flavors make a Big Red soda.



Train Set

The train set and tiny village are so much fun to see. I can see trains, cars, trucks, and tractors. I can also see some firemen having a barbeque, the Joy Theater, people sitting at the train station, and so much more!

I cannot play with the trains because they are very old, but I can enjoy finding all the fun little details.



Bye! See you next time at the Dr Pepper Museum!!

